



*making sense of senses*



# Sensory Colour Guide

## Colour Guide

# Introduction

Our sensory experts have created this colour guide to help you design your perfect sensory space.

Choosing the right colours for your sensory room is essential. Not only can they affect the mood of the room, but they can also affect the mood of the people inside it.

From calming creams to dreamy purples, there's a whole spectrum of colours to choose from.

Follow the guide from playful to inspiring, and create a room that's perfect for you.


If you need help deciding on the right colours for your sensory room **get in touch with our sensory team**. They'll be more than happy to share their expert help and advice!

Warm Regards,  
Rhino UK




Colour  
Themes


Playful




Calming




Fresh



Block



Inspiring

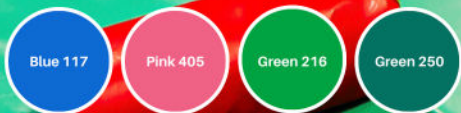







### Case Study St Crispin's School

St Crispin's wanted a room that was **bright, colourful and made for play**. We achieved this through a mix of bold primary colours; they add **energy** to the space and are easily distinguishable, **inclusive of students with visual impairments**.



# Playful

## Bold, Bright & Energetic

Bright and bold primary colours are ideal for adventurous play spaces and soft play rooms. Their saturated tones **stimulate visual senses**, capture children's imaginations, and inspire energetic sensory play.



Contrasts between the colours are highly defined and make spaces **accessible for users with visual impairments**, who'll be able to navigate the colourful room with confidence.

Greens and blues match well to decorate walls and floors, whilst pinks, purples, yellows, and oranges can be used as accents around the room.

### We'd recommend our playful palette for:

- Soft Play Rooms
- Sensory Integration Rooms

### Playful Colour Guide



**DOUBLE RAINBOW**  
(Above) Secondary colours add a sparkle of playfulness to this adventurous soft play room; inspiring fun, imagination and energy.

**NATURALLY BRIGHT**  
(Left) Illuminated by natural light, the primary colours of this soft play space emanate a natural warmth, perfect for explorative sensory play. Contrasts between the **blue** floor and **green** walls help users situate themselves, grounding and calming them.



# Calming

## Neutral, Soft & Soothing

Neutral colours provide a **calming space** accommodating all moods, emotions and sensory sessions.

Soft, unsaturated colours don't overstimulate visual senses and provide a **controlled environment** for users to relax and rebalance.

Sand and cream shades lend a **warm, comforting base**, whilst white and ice blue tones create a **chilled atmosphere** that's practical for calming users.

### We'd recommend our calming palette for:

- Therapeutic Sensory Rooms
- Quiet Rooms
- De-escalation Rooms
- Reminiscence Rooms
- Sensory Bedrooms



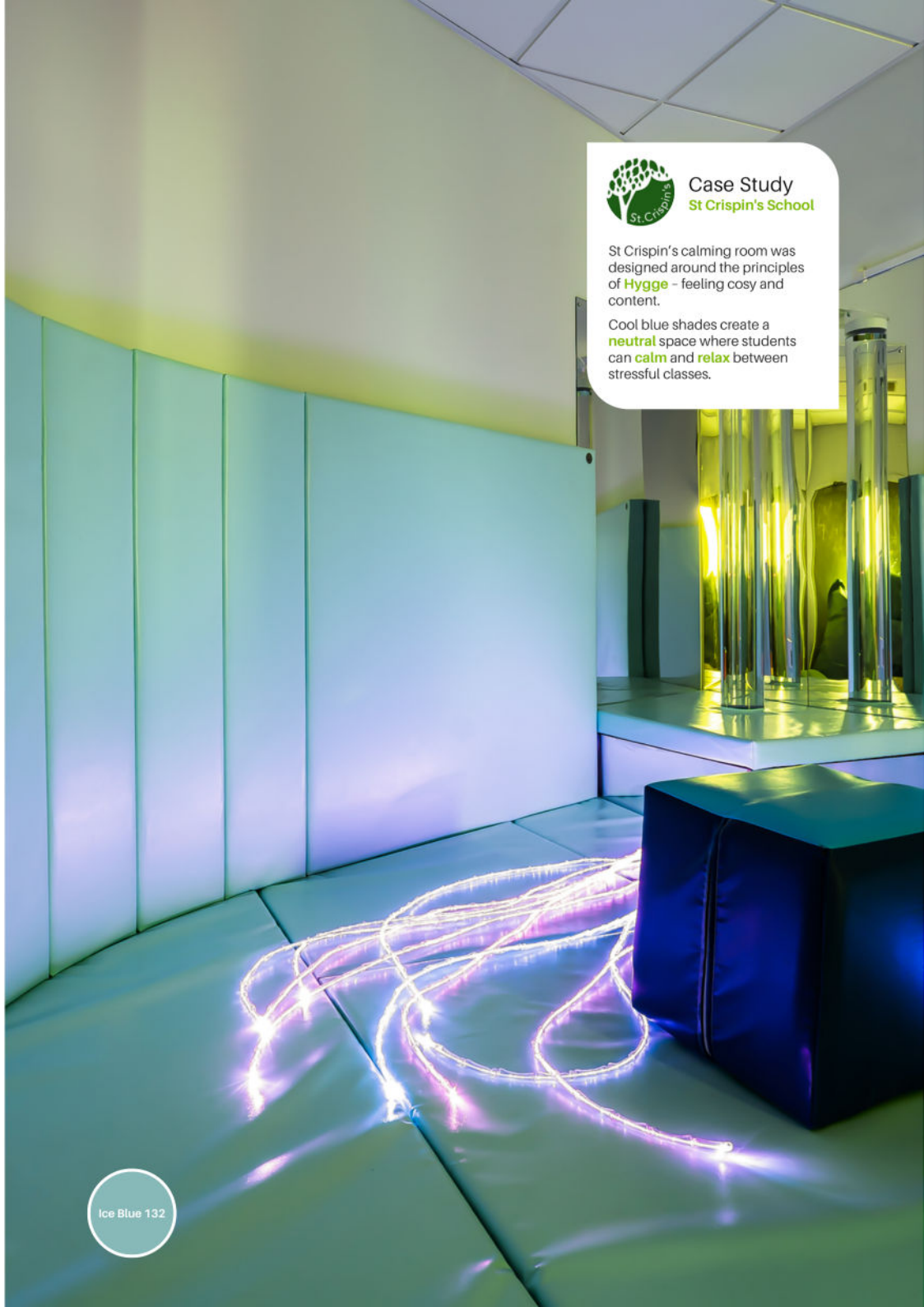
### STARDUST SKIES

(Above) Softly contrasting violet and cream situate and comfort users. The dark floor against the light walls creates a space for contemplation, inspiration and play.

### SNOW DAY

(Left) Clean, but not clinical. This calming white room is a space for emotions to be expressed, without any colourful distractions.

Inspired by therapeutic mountain retreats, the snow-white aesthetic clears minds and comforts emotions.



### Case Study St Crispin's School

St Crispin's calming room was designed around the principles of **Hygge** - feeling cosy and content.

Cool blue shades create a **neutral** space where students can **calm** and **relax** between stressful classes.



## Case Study Ruth House

Soft cream padding inspires a calming atmosphere, ideal for **time-outs, de-escalation** and **relaxation**.

The contrasting slate grey floor offers a visual distinction ideal for **centring** and **positioning** users.



Cream 942

Dark Grey  
643

# Fresh

## Clean, Calm & Comforting

A **blank canvas** for play, moods and emotions, the fresh palette allows users to breathe.

**Perfect for de-escalation and preventing sensory overloads**, the plain colour scheme allows users to express themselves wholly, without being influenced by external distractions or colours.

Although the room's aesthetic may be neutral, you can easily transform the space into a colourful sensory paradise. **The plain backdrop beautifully reflects light and projector effects**. And with a colour controller, users will be able to create a space that's perfect for them.

### We'd recommend our fresh palette for:

- De-escalation Rooms
- Calming Rooms

### Fresh Colour Guide

White 901

Cream 942

Cream 942

White 901



White 901



White 901

### BLANK CANVAS

(Above) Soft white padding creates a blank canvas for **reflection, imagination** and **calm**. Light effects bathe the space in colour, allowing users to create an environment that mirrors their mood.

### MOUNTAIN PEAKS

(Left) Peppered with bursts of colour, this calming space is **ideal for de-escalation**. Neutral decorations relieve the burden of overstimulating visuals, **inspiring calm** and **self-regulation**.



# Block Colour

## Simple, Bold & Bright

Block colours are impressive for their **simplicity**.


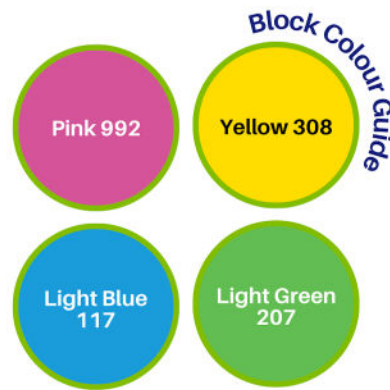
They're stimulating but not overstimulating. And they provide **a burst of refreshing colour**, that won't distract from therapeutic play sessions.

**Light blue** is a classic; Although it's bright, its cool tones are calming. **Yellow** bathes rooms in sunny warmth. Whilst **Pink** adds a playful blush to play spaces.

Using the same colour on your walls and floors will create an **immersive** environment. Whereas contrasting walls and floors can help users to situate and position themselves.

We'd recommend our block colour palette for:

- Soft Play Rooms
- Sensory Integration Rooms
- Calming Rooms




### BLUE LAGOON

(Above) Rich blue padding creates an **immersive deep-sea-like experience** that feels wonderfully alien to a standard classroom.

### PRETTY IN PINK

(Left) Playful pink and purple tones inspire a joyful atmosphere that's **cosy, calming, and ready for play**.

Like rhubarb and custard, bright yellow resources **contrast and complement** the pink walls, adding definition to the space.



**SURREY COUNTY COUNCIL** Case Study  
**Ruth House**

**Warm yellow** padding brightens this secure room in a specialist housing unit.

Paired with a **soft charcoal floor**, the space feels **optimistic, cosy** and **homely**, perfect for comforting residents during their stay.





### Case Study Discovery School

We were keen to keep the room as dark as possible to create an **immersive** play space perfect for **visual exploration**.

**Deep purple** padding covers part of the floor and walls, drawing attention to the stimulating light effects.



Violet 944

# Inspiring

## Dark, Immersive & Captivating

Our inspiring palette is made for **dreamers**.

Dark tones immerse spaces in an air of **mystery**, perfect for bright sensory explorers. Glowing light effects bounce off dark surfaces, creating a **magical** space that's calmly stimulating.

All shades of our inspiring palette work brilliantly in **dark room environments**. Although, if you're planning a multifunctional space, we'd recommend our softer violet or dark blue shades, as they're more visually pleasing in the light.

We'd recommend our inspiring palette for:

- Dark Rooms
- Sensory Rooms

Inspiring Colour Guide

Dark Blue 100


Black

Dark Green 250

Violet 944



Black



Violet 944

Dark Blue 100

**DEEP SPACE**  
(Above) For a **truly immersive experience**, we lined this dark room with black padding, taking users out of reality and into an intergalactic sensory world.

**LAVENDER DREAMS**  
(Left) Dreamily dark shades of **blue** and **purple** pair together in a calming combination. Lighter padding on the floor brightens the space, opening it up for **curious sensory play**.



# Colour Guide Swatches

Explore our full colour collection.

Once you've made your decision, **get in touch** with our sensory team to confirm your choices and secure your order.

\*Please note that the shades depicted are for indication only and 'batch to batch variations' may vary.

